
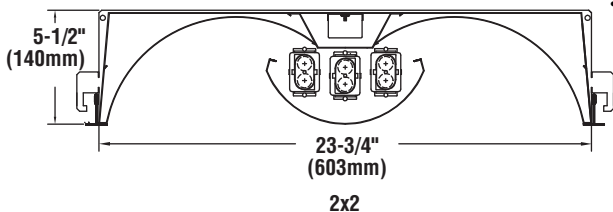


# LLC

# RECESSED DIRECT/INDIRECT - CENTER DISTRIBUTION (2X2)



### DIMENSIONS



### PRODUCT HIGHLIGHTS

- Direct/indirect unit with balanced illumination and superior low angle brightness control
- Combines architectural appeal with ease of lay-in installation
- Curved metal shield with perforated, round holes eliminates glare and veiling reflections directly below fixture. Optional shielding listed below
- White or metallic silver shields available
- Easy access to lamps with lift and shift design
- Matte white reflectors for soft, indirect light distribution
- Integral EQ grid clips

**CONSTRUCTION** - Housing/end sections, die-formed, cold rolled steel. Reflectors held in place with integral housing pins. Reflector provided with tool-less removal for access to ballasts and wiring.

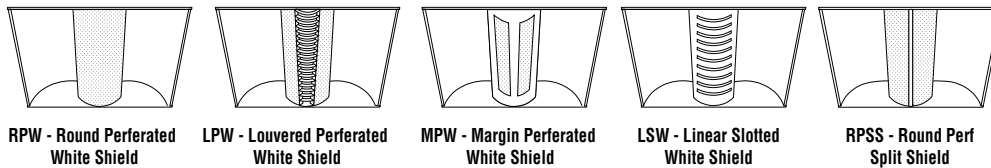
**ELECTRICAL** - All devices UL and CUL listed. Where applicable, ballasts are solid-state electronic. Ballasts/lamp holders replaceable without removing fixture from ceiling.

**FINISH** - All metal parts painted after fabrication following treatment with phosphate rust inhibitor. Finish coating of housing reflecting surfaces is with matte white, polyester powder.

**PHOTOMETRICS** - Please visit our web site at [www.lsi-industries.com](http://www.lsi-industries.com) for detailed photometric data.



### SHIELD TYPES



### ORDERING INFORMATION

TYPICAL ORDER EXAMPLE: **LI2LLCG 2 40BX RPW SSB EM 120**

Prefix	Ceiling	Lamps	Lamp Types	Shield	Ballasts	Options	Voltage
LI2LLC (2x2)	G - Grid	1 2 3	14 - 14W T5 22" 24HO - 24W T5HO 22" 17 - 17W T8 24"  Biax Lamps 40BX - 40W 50BX - 50W 55BX - 55W	RPW - Round perforated white shield LPW - Louvered perforated white shield <sup>1</sup> MPW - Margin perforated white shield LSW - Linear slotted white shield RPSS - Round perf split shield <sup>1</sup>  (All shields include white diffuser overlay)	SS5 - T5 Instant Start SSB - Biax Instant Start SS5R - T5 Rapid Start SS5D - T5 Dimming (Specify type) SS5HO - T5HO SSOD - T8 Dimming (Specify type) SSOL - T8 Low Watt SSOHL - T8 High Power Factor SSOR - T8 Rapid Start SSO10 - T8 <10% THD Instant Start SSBR - Biax Program Rapid Start  (For dual ballasts add "2" Example: SS02)	EM - Emergency Pack EMDL - Emergency Pack Damp Location F - Fusing FC1 - 6" 3/8" flex, 3 #18 leads (other types available) MA/AUX - Master Auxiliary SAR - Stepped Aluminum Reflector ARS - Air Return Slots	120 - 120V 277 - 277V 347 - 347V UE - Universal Electronic (120-277V)

1- Not available in 1x4 model.

ACCESSORY ORDERING INFORMATION (Accessories are field installed)	
Description	Order Number
Flange Kit - 2x2	FK22

